


DRY ELECTROSTATIC PRECIPITATORS



FOR
FLUE GAS DEDUSTING

scheuch
TECHNOLOGY FOR CLEAN AIR


OVERALL KNOW-HOW MAKES THE DIFFERENCE

Scheuch has extensive know-how in filtration technology, including practical experience with thousands of filtration plants in operation around the world in different industrial sectors.

Depending on the application, we offer a variety of processes and system combinations for dust removal:

- Centrifugal separators for pre-separation
- Electrostatic precipitators
- Fabric filters supplemented with sorption-based processes for additional removal of pollutants
- Flue gas condensation plants for heat recovery (ERCS)

All filtration technologies are based on Scheuch's own development work and are protected by patents with respect to their most important functional aspects.



We have for many years placed special emphasis on the optimization of individual machines and components with respect to their efficiency. An integrated view of the overall plant (including, for example, incoming flow, flow distribution in the equipment, pipe layout) is an essential prerequisite for improved process adaptation and the lowest possible life cycle costs.

Range of Application: Flue Gas Dedusting

We primarily use dry electrostatic precipitators to dedust the flue gases generated by biomass-fired boiler installations. In contrast to fabric filter systems, the electrostatic precipitator (ESP) is especially reliable in this role because it is relatively insensitive to the entry of sparks and because it tolerates boiler load fluctuations extremely well.

Advantages of the Dry Electrostatic Precipitator

- Hot gas resistant (up to 300° C in standard versions with special temperature-dependent designs for higher temperatures)
- High separation efficiency (Separation rates of more than 99%)
- Insensitive to load fluctuations, flying sparks, overheating and sporadic undershooting of the dew point)
- Low operating costs because of a low level of pressure loss (resulting in a reduction in fan power consumption) and low maintenance costs (no replacement filter bags)
- Long service life and high operational availability
- Low retrofit costs at any time because the low level of pressure loss makes it unnecessary to adapt equipment
- Low noise emissions

PROPER DESIGN AND DIMENSIONING DETERMINE EFFICIENCY

The design of electrostatic precipitators used to clean flue gases generated by biomass-fired combustion processes requires substantial process know-how because many parameters must be considered. On the one hand, consideration must be given to flue gas parameters that have a direct influence on the separation efficiency and

also to ash composition. On the other hand, the basic process conditions must also be considered. The proper assessment of the advantages and disadvantages of different technologies or combinations of technologies, e.g., downstream heat recovery systems, makes it possible to achieve the optimal customer-specific solution.



The advantages of Scheuch's dry electrostatic precipitators include

Low investment costs

- High separation efficiency
- Compact design
- Optimal incoming flow and gas distribution
- Customer-specific design (system combinations with pre-separator)
- Modular design principle with high degree of pre-assembly

Low operating costs

- Low level of pressure loss
- Real-time digital control system
- Boiler-dependent adjustment of high-voltage power (partial load operation)
- High-voltage power control via dust measurement

High operational availability

- All components developed in-house
- High quality through in-house manufacturing
- Comprehensive maintenance concept

Single Source Solution

Especially noteworthy is the fact that, in addition to the individual components of the ESP, the complete materials handling technology (discharge devices) as well as other components, including cyclones and fans, are also developed and manufactured in-house and adapted to specific

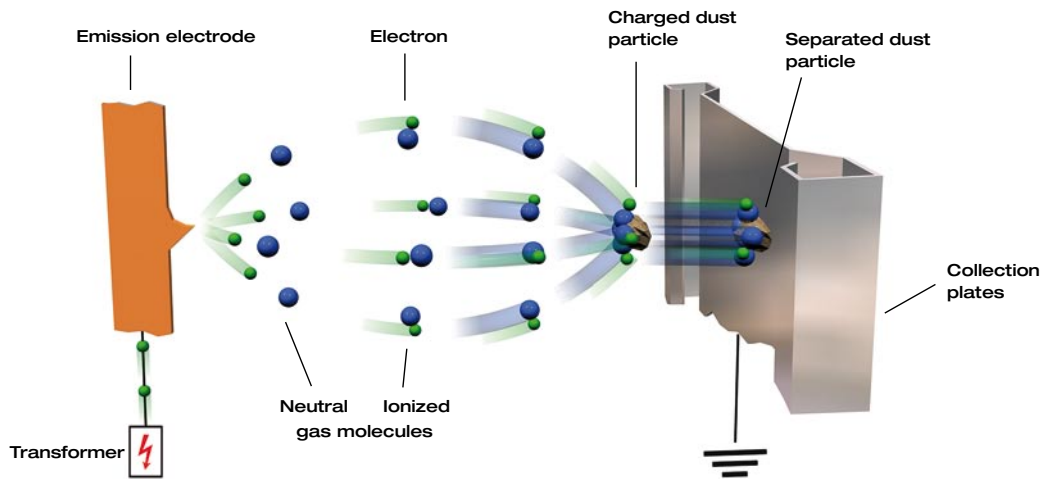
plant configurations. The overall implementation — which occurs without interface problems — as well as additional system combinations, including our heat recovery system, makes an important contribution to a high level of plant efficiency for the operator.

THE PRINCIPLE OF ELECTROSTATIC PRECIPITATION

Particle Charging

Particle separation in the electrostatic precipitator is based on the principle of electrostatic precipitation. Electrons are emitted by a negatively charged emission electrode and then accelerated towards

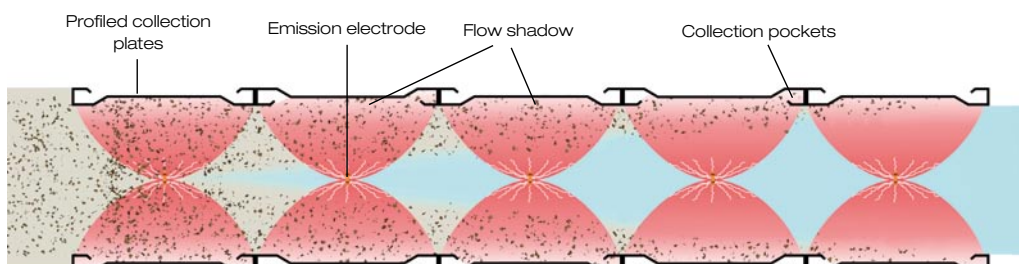

a positively charged collection electrode. The accelerated electrons or contact with the gas ions causes dust particles flowing through the filter to become negatively charged and subsequently move towards the positively charged collection electrode.



Particle Separation

The dust that collects on the profiled collection electrodes is periodically cleaned by a tap-off mechanism and is thus removed from the gas stream. The formation of so-called collection pockets on the collection electrodes prevents the re-entrainment of particles that have already been separated from the gas stream.

Electrostatic precipitators are therefore extremely well suited for separating fine dust from gas flows.



KEEPING TECHNOLOGY ON THE MOVE

In order to further improve the state of this technology, we have a strong focus on research and development projects. For example, testing conducted at our in-house Technikum, or Tech Center, helps us to better understand the processes that take place in the separation zone of dry ESPs. Our development work is constantly focused on such themes as flow distribution, electrode geometry, different particle types and dust characteristics, high voltage supply, cleaning systems and re-entrainment, as well as mechanical construction and dust discharge.

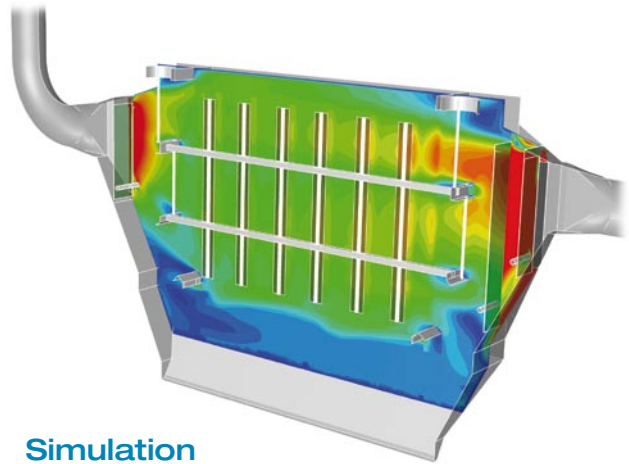


Operational Data for Research and Development

Operational data logging and plant measurements ensure verified scale-up to industrial standards. Through follow-on testing in our in-house laboratory, we are able to support customers in the event of problems and optimize plants and equipment onsite. If, for example, clean gas dust levels are continuously measured, an energy optimization program can be installed to reduce power input during periods of partial load operation. This reduces operating costs and saves electrical energy.

Flow Optimization to Improve Efficiency

Uniform flow distribution in the separation zone of an electrostatic precipitator is a decisive criterion for best possible operation. In addition, bypass flows must be avoided and dust re-entrainment must be minimized during the tap-off process. For this reason, Scheuch has already worked for a number of years with CFD software - CFD is an acronym for Computational Fluid Dynamics - that offers opportunities for flow optimization based on this computational method. Further, this method makes it possible to more and more precisely predict particle paths inside the ESP and the flow distribution in the electrical field.



Simulation and Specification

As the result of intensive development work in this area, Scheuch is now able to simulate complete electrostatic precipitators during the planning phase. Cost-intensive and time-consuming model building and measurements in our own Tech Center are not necessary for most applications. This tool makes it possible to take into account unfavorable incoming flow situations for electrostatic precipitators and to compensate for them by selecting appropriate guide and distribution devices. This benefits the customer by making it possible to include the ESP unit in the overall plant in a way that is more precise and that usually saves space.

HIGHLY COST-EFFECTIVE THROUGH

Grounding accessories including tools attached to safety rail

Hermetically sealed transformers

Thermal insulation prevents dew point undershooting and protects against accidental contact

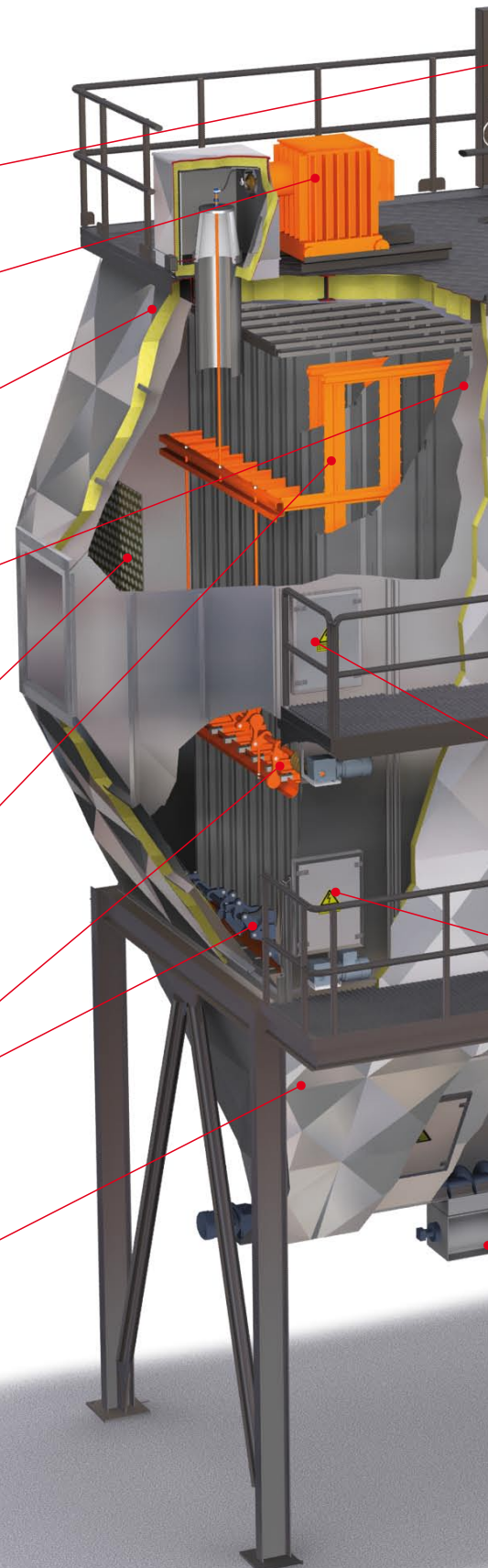
Profiled collection electrodes ensure excellent and reliable dust separation

Several rows of perforated plate ensure optimal gas distribution with minimal pressure losses, as these perforated plates exhibit a very low resistance value

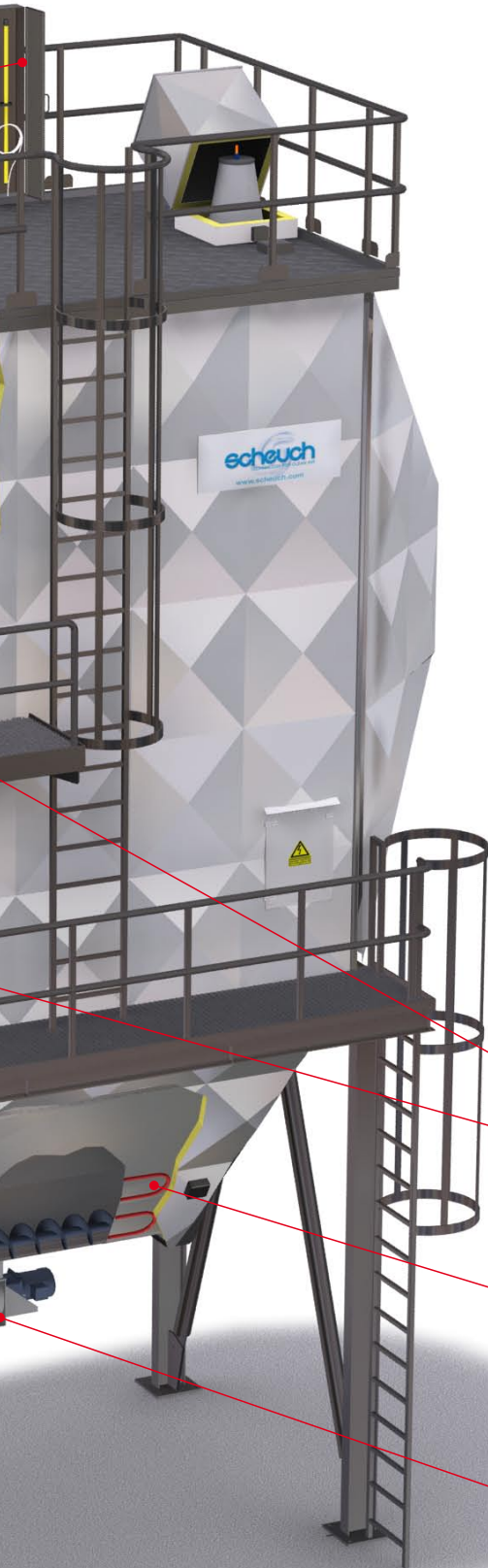
Specially designed emission electrodes ensure high separation efficiency

Tap-off mechanism: Cleaning of the collection and emission electrodes occurs periodically using tap-off hammers

Dust collection basins with an adequate angle of inclination reduce the risk of caking; discharge screws ensure problem-free discharge of dust



ROUGH MATURE TECHNOLOGY



Function

The dust-laden gas enters the filter horizontally, passing over gas distribution plates before being evenly distributed through a number of street-like “channels” formed by the walls of the grounded collection electrodes.

Located in the middle of each channel are emission electrodes, which have a high negative charge and which ionize the gas through a corona discharge. As the gas flows through the filter, the dust particles are negatively charged when they make contact with the gas ions and subsequently collect on the positively charged collection electrodes. The layer of dust that collects on these electrodes is periodically dislodged by a tap-off mechanism. The dust falls into a collection basin and is then removed by a screw conveyor. In order to avoid potential deposits on the emission electrodes, these are also cleaned by a tap-off mechanism.

Generously dimensioned service openings facilitate maintenance access

Self-regulating, electrically powered auxiliary heating prevents dew point undershooting in the ash discharge area

Insulated and heated rotary valves as shutoff device of the filter system

GOOD ACCESSIBILITY FOR LOW MAINTENANCE COSTS

Simple and quickly completed maintenance tasks make a significant contribution to plant availability and have a positive impact on operating costs. This not only saves time and money, but also offers a high safety level for the operator's personnel.

Good Accessibility

Scheuch's dry electrostatic precipitators are designed to provide the best possible access to all relevant maintenance points. They have worker-accessible platforms near the tap-off mechanisms, offer generously dimensioned control doors for side access, and offer adequate clearance for inspection and cleaning of the filter channels, including the ability to remove and remount the gas distribution plates.



Transformer on castors

Simple Maintenance

In addition to providing good accessibility, Scheuch has taken specific steps to facilitate maintenance work by the operator's personnel. Insulators, for example, can be checked from outside and entry into the filter for the purpose of cleaning the insulator interior is not necessary. If necessary, the post insulators can be exchanged with minimum disassembly. The required grounding of the transformer unit takes place via the easily accessed control opening of the high-voltage insulator on the filter roof.



Grounding kit

Safety

With an optional Safety-Key-System, entry into the filter unit and grounding of the transformer can only be undertaken after progressing through a pre-specified safety plan. Each step in the plan can only be completed as a function of the previous step.

SERVICE PAYS OFF IN HIGH PLANT AVAILABILITY

High operational availability of a filtration plant is the fundamental requirement of plant operators. With the know-how of its experts, Scheuch offers modern upgrade and maintenance concepts. Comprehensive measurement processes are used to perform gas and dust analyses, function checks and acoustical analyses as part of an optimal support concept whose goal is the highest possible level of plant availability.

Service Contract

Plant shutdowns are expensive. It is therefore advisable to have inspection and maintenance work performed once each year in order to promptly identify and correct problems. These measures allow us to guarantee the long-term and problem-free function of your filtration plant. We therefore advise customers to sign an inspection and service contract.



Hinged cover for easy access to insulator

Point-by-Point Checklist

We guarantee that your plant will be regularly inspected in accordance with our maintenance instructions. This includes, amongst other things, a functional inspection of the high-voltage supply system, a technical inspection of the plant for functional deficiencies, and functional inspections of the filter cleaning units and discharge system,



Measurement of the dust concentration

the monitoring, protection and safety devices, the electrode cleaning system, dust discharge devices and the electrical control system, as well as a detailed inspection of the auxiliary heating equipment and insulators.

Lowest Service Costs

Service appointments are arranged ahead of time so that the customer can also prepare for the appointment (e.g., should it be necessary to cool down the boiler installation or perform cleaning before the service appointment). As a rule, this prevents expensive repairs, unplanned equipment failures and plant downtime.

Upon completion of inspection and maintenance work, the customer receives a report detailing the extent of the work performed and repairs that may be required.



Grounding of insulator

A COMPLETE PROGRAM

The program includes compact filter units that are used for boilers rated at roughly 250 kW and above, system combinations with an integrated pre-separator stage, and combinations consisting of a separate multi-cyclone and dry ESP. Depending on the existing flue gas parameters and basic conditions, these systems use 1-, 2- or 3-field dry electrostatic precipitators.


Scheuch has a carefully tiered modular program with firing thermal capacities ranging from 250 kW to roughly 100 MW, which corresponds to airflows of 1,000 to approximately 500,000 Bm³/h.



COMPACT ESP from 250 kW



ESP with directly attached exhaust stack



ESP with integrated multi-cyclone



ESP with upstream multi-cyclone

FIRING THERMAL CAPACITIES FROM 250 KW TO 100 MW



ESP with attached exhaust stack



ESP with integrated multi-cyclone



Single-field ESP



Single-field ESP with multi-cyclone



2-Field ESP with multi-cyclone



2-Field ESP with ERCS plant



3-Field ESP

TAILOR-MADE SOLUTIONS FOR FLUE GAS CLEANING

With a complete program for dedusting, heat recovery and pollutant reduction, we offer customers tailor-made specialized solutions that perform at the highest technological level with respect to both ecology and energy efficiency.

Bag Filtration Systems

Because of their exceptional filtration performance, fabric filter plants are extremely well suited for filtering fine dust to guaranteed levels of $< 3 \text{ mg/Nm}^3$ and for use in combination with sorption-based processes to reduce pollutants.

Sorption Processes

For the energetic utilization of treated and contaminated fuels, as well as waste and residual materials, Scheuch has developed its own adsorption and absorption methods for the cleaning of exhaust gases.

Heat Recovery with ERCS

If untreated and wet biomass is used to generate heat and electricity, the use of exhaust gas condensation plants is generally recommended. Our ERCS process (Energy Recovery & Cleaning Systems) offers highly efficient heat recovery and energy-optimized plume removal.



scheuch
TECHNOLOGY FOR CLEAN AIR